

ALLEXIS

ADVISORS

Liberty

Axos Advisor Service's Client Portal

What's On Liberty?

- ***Performance*** -Detailed performance information
- ***Holdings*** -Detailed information on holdings and investments per portfolio
- ***Quarterly Statements***
- ***Tax Information*** -including 1099s,1099-R, etc.

Client Logins



Advyzon

Client Vaults (Alexis Advisors)

The Alexis Client Vaults show your accounts' performance data, transaction history, and investment holdings. Navigate to the secure document vault to access your quarterly performance report and fee statements, financial planning and investment documents, regulatory compliance documents, and account setup paperwork.

[CLIENT VAULT LOG IN](#)




AXOS

Custodian Portal (Liberty)

Use the Liberty Portal to access your tax documents, download custodian statements for sending to your tax advisor, and sign up for e-delivery of statements to save the quarterly paper statement fee.

[AXOS LIBERTY LOG IN](#)

You can access your Axos client portal from our homepage www.alexisadvisors.com

 Location unrecognized or browser configuration changed. You must answer your security question(s) to validate this location and configuration.

Welcome!

Please select your security options

WHAT IS THE FIRST NAME OF YOUR FIRST GIRLFRIEND?

WHAT IS YOUR MOTHER'S MAIDEN NAME?

WHAT IS YOUR FATHER'S MIDDLE NAME?

WHAT WAS THE NAME OF YOUR FIRST PET?

WHAT WAS THE COLOR OF YOUR FIRST CAR?

Remember my security settings

[Terms of Use](#) | [Contact Us](#)

NEXT STEP

Once your account is established, you will be able to log in to the Liberty portal.

Your user name will always be your account number. Your initial password is your social security number.

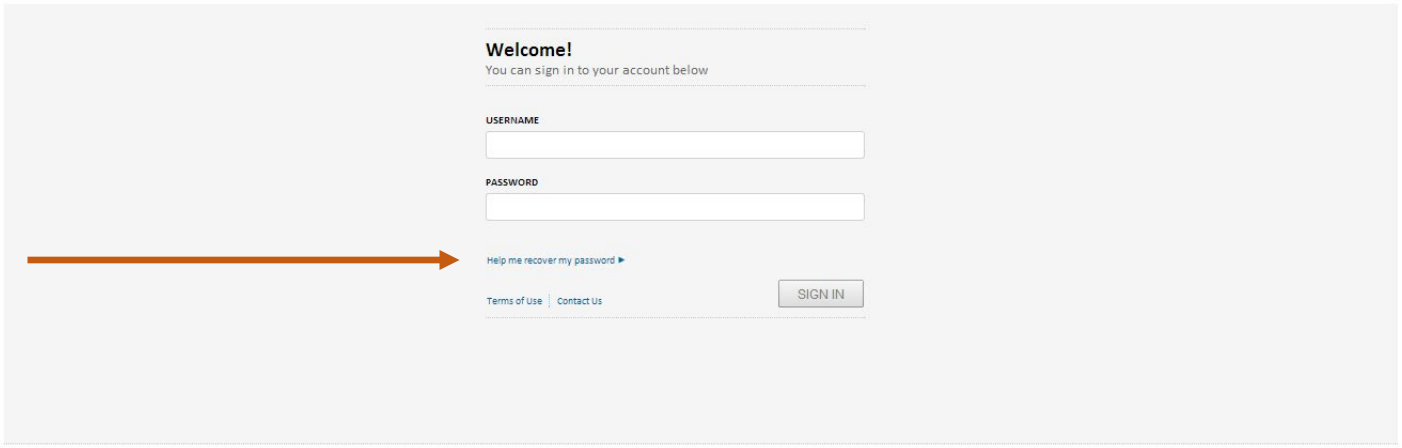
When first logging in, you will be asked to set up a permanent password and a number of security questions.

Your password must **contain at least 5 characters and no more than 14 characters** and should include special characters, numbers, and letters to achieve a strength rating of Medium or higher.

Password Recovery

If you forget your password, it can be reset by using the “Help me recover my password” link.

If you “family” your accounts, then the email will be sent to the primary account holder’s email inbox.



The screenshot shows the Alexis Advisors login interface. At the top left is the Alexis Advisors logo. At the top right are the words ENGAGE, EDUCATE, and ELEVATE stacked vertically. The main content area has a light gray background. It features a 'Welcome!' heading followed by the text 'You can sign in to your account below'. Below this are two input fields: 'USERNAME' and 'PASSWORD'. Underneath the password field is a link that says 'Help me recover my password' with a right-pointing arrow. At the bottom left of the form area are links for 'Terms of Use' and 'Contact Us'. At the bottom right is a 'SIGN IN' button. A thick orange arrow points from the left text towards the 'Help me recover my password' link.

Overview

When you log in, you will arrive at the Overview page.

Main Navigation Bar

Overview*
Net Assets
\$132,784

Holdings
Securities 67% Cash 33%

Performance
Modified trailing returns 12 month(s)
↑ 10.57%

Transactions
View transactions, actions and transfers

About your account
Account Information, Documents & Settings

Recent Activity

Notifications & Announcements
Today: TCAdvisor™ and Liberty Maintenance
TCAdvisor™ and Liberty will be down on Thursday, May 28, 2015 at 6:00 PM MT for software maintenance. All applications will be back up by 11:00 PM MT on Thursday, May 28, 2015.

View transactions in more detail ▶

Asset Class Allocation

Total 9 Trends
Total Value over the last 92 days
\$132K

View performance ▶

LATEST ACCOUNT ACTIVITY

Transaction	Trade Date	Symbol	Security	Quantity	Amount	Transaction ID
Dividend Cash	05/18/2015	TXN	TEXAS INSTRUMENTS INC.	0.0000	\$9.18	359111569
Dividend Cash	05/15/2015	MNC	MARSH & MCLENNAN COS INC.	0.0000	\$4.20	359014554
Dividend Cash	05/15/2015	COO	COSTCO WHOLESALE CORP	0.0000	\$3.20	359013157
Dividend Cash	05/15/2015	CASY	CASEYS GEN STORES INC COM	0.0000	\$1.40	359008571
Dividend Cash	05/14/2015	APPL	APPLE COMPUTER INC COM	0.0000	\$6.24	358740621

Model Portfolio Allocation

TOP ASSET CLASSES

View holdings by asset class in more detail ▶

Asset Class	Unrealized Gain/Loss	Value	% of Total Holdings
Equities-Domestic	\$9,827.59	\$48,065.74	36.20%
Cash	n/a	\$43,575.75	32.82%
Other	\$3,808.16	\$30,719.04	23.13%
Bonds-Taxable	\$0.69	\$9,413.91	7.09%
Other Asset Classes	\$64.50	\$1,009.80	0.76%
All Asset Classes	\$13,700.94	\$132,784.24	100.00%

TOP MODELS

View holdings by models in more detail ▶

Models	Unrealized Gain/Loss	Value	% of Total Holdings
Gl. Inc. & Growth - Stock	\$5,861.48	\$45,338.83	34.14%
Global Equity - Stock	\$4,341.10	\$35,237.39	26.54%
Global Equity - ETF	\$3,208.56	\$34,841.91	26.24%
Gl. Inc. & Growth - ETF	\$289.80	\$17,366.11	13.08%
All Models	\$13,700.94	\$132,784.24	100.00%

ABOUT YOUR ACCOUNT

Your Advisor
Alexis Advisors, LLC
5380 Twin Hickory Road
Suite 205
Glen Allen, VA 23059

Your Advisor
Roberta W. Keller
Alexis Advisors, LLC
5380 Twin Hickory Road
Suite 205
Glen Allen, VA 23060
t:804-625-3290
robert.keller@alexisadvisors.c...

Latest Statement
03/2015

Latest Tax Forms
View tax forms

Quick links to your most recent statement, tax forms, etc. are located on the Overview page.

Overview

If you scroll down the Overview page, you will see a set of report-generation tools.

Top Holdings

TOP HOLDINGS ⓘ View holdings in more detail ▶

Symbol	Security Name	Unrealized Gain/Loss	Value	% of Total Holdings
CASH	CASH	n/a	\$43,575.75	32.82%
SHY	ISHARES TR BARCLAYS 1-3 TREAS BD ETF	\$0.69	\$9,413.91	7.09%
VOT	VANGUARD MID-CAP GROWTH ETF	\$409.56	\$5,127.70	3.86%
VHT	VANGUARD SECTOR INDEX FDS VANGUARD HEALTH CARE VIPERS	\$1,187.66	\$4,480.32	3.37%
Other Holdings		\$12,103.03	\$70,186.56	52.86%
All Holdings		\$13,700.94	\$132,784.24	100.00%

Primary Beneficiaries
No information

Secondary Beneficiaries
No information

[View more about your account ▶](#)

PORTFOLIO REPORT

REPORTS TO INCLUDE:
All Reports
Dashboard
Positions

MODEL TO INCLUDE:
All Models

REPORT BY:
Asset Class

DATE RANGE:
05/01/2014 to 05/27/2015

REPORT FORMAT:
PDF

Create Report

Powerful report generation tools

Holdings

The "Holdings" tab displays all holdings in your account.

The tab shows how much cash is being held in your account.

The system defaults to "View By Asset Class."

You can also view holdings by Model Portfolio and Asset Sub-class by selecting the respective radio button.

Holdings over time

Holdings as of: 05/27/2015

Asset Class: All Asset Classes

Models: All Models

Limit to a Symbol: []

Limit to a Name: []

Reset Advanced

VIEW BY MODEL **VIEW BY ASSET CLASS** **VIEW BY ASSET SUBCLASS**

Asset Classes	Cost Basis	Unrealized Gain/Loss ¹	Market Value	% of Total Holdings
Bonds-Taxable	\$9,413.22	\$0.69	\$9,413.91	7.09%
Cash	n/a	n/a	\$43,575.75	32.82%
Equities-Domestic	\$38,238.15	\$9,827.59	\$48,065.74	36.20%
Equities-Foreign	\$945.30	\$64.50	\$1,009.80	0.76%
Other	\$26,910.88	\$3,808.16	\$30,719.04	23.13%
All Asset Classes	\$75,507.55	\$13,700.94	\$132,784.24	100.00%

¹ Unrealized gains/loss data is only available as of 05/27/2015.

HOLDINGS WITHIN ALL ASSET CLASSES

Symbol	Security Name	Quantity	Price	Unrealized Gain/Loss ¹	Market Value	% of Total Holdings
CASH	CASH	43,575.7500	\$0.00	n/a	\$43,575.75	32.82%
MMM	3M CO COM	9.0000	\$161.02	\$296.40	\$1,449.18	1.09%
AET	AETNA US HEALTHCARE INC COM	9.0000	\$115.20	\$325.02	\$1,036.80	0.78%
ANTM	ANTHEM INC COM STK	13.0000	\$163.32	\$1,015.57	\$2,123.16	1.60%
AAPL	APPLE COMPUTER INC COM	12.0000	\$132.04	\$373.39	\$1,584.54	1.19%
BLL	BALL CORPORATION	4.0000	\$72.33	\$21.65	\$289.32	0.22%
CASY	CASEYS GEN STORES INC COM	7.0000	\$89.75	\$21.28	\$628.25	0.47%
CINTS	CINTAS	17.0000	\$86.17	\$229.78	\$1,464.89	1.10%
CMCSA	COMCAST CORP CLA	16.0000	\$59.34	\$174.78	\$949.44	0.72%
COST	COSTCO WHOLESALE CORP	8.0000	\$145.42	\$193.77	\$1,163.36	0.88%
CVS	CVS HEALTH CORP	5.0000	\$105.49	\$78.13	\$517.45	0.39%
DIS	DISNEY (WALT) CO	15.0000	\$110.38	\$561.78	\$1,655.70	1.25%
GILD	GILEAD SCIENCE INC.	7.0000	\$112.46	\$293.43	\$787.22	0.59%

You can also view the holding on a single portfolio by selecting the model portfolio from the Models drop down.

In addition to using the Report Generation tools on the Overview tab, you can export your positions from here.

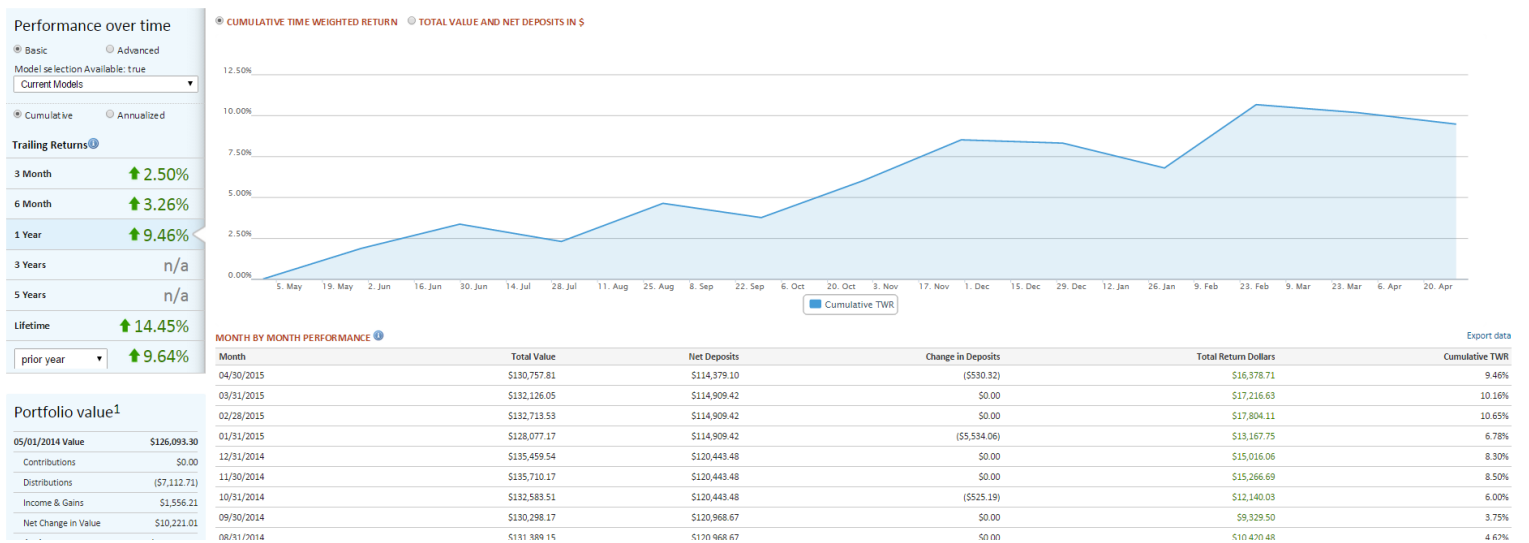
Performance – Account Level

The “Performance” tab displays performance of your account. Most clients are invested in a combination of offensive and defensive portfolios. The performance information displayed is **at the account level**. See the next slide for how to access performance per portfolio included in your account.



Overview* Net Assets \$132,784
 Holdings Securities 67% Cash 33%
 Performance Modified trailing returns (12 months) ↑ 10.57%
 Transactions View transactions, actions and transfers
 About your account Account Information, Documents & Settings

Account-level returns over various time frames



View cumulative returns in dollar and percentage terms



Time Weighted Returns (TWR):

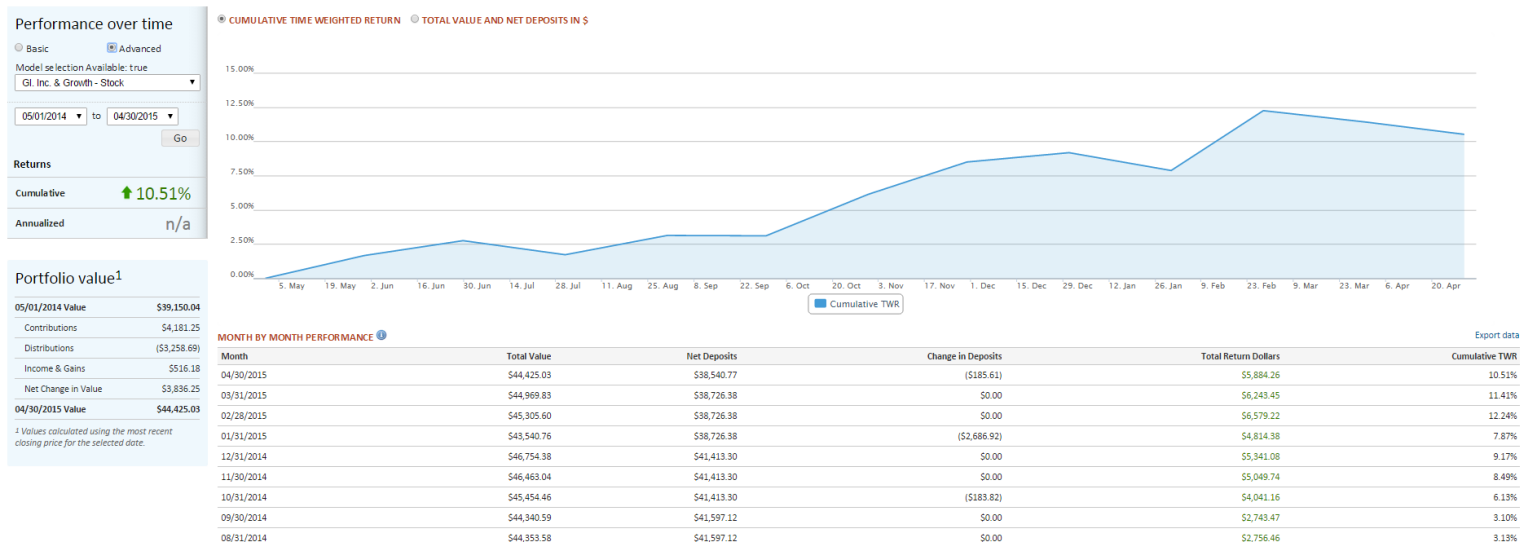
A measure of the compound rate of growth in a portfolio which eliminates the distorting effects created by inflows of new money or outflows/distributions.

Alexis Advisors is a registered investment advisor with the Commonwealth of Virginia and Pennsylvania. All investments involve risk. Past performance is no guarantee of future results.

Performance – Portfolio Level

It's important to consider that you are likely holding a combination of offensive and defensive portfolios. Given this, if you are seeking to compare performance to a benchmark, we suggest that it is likely best to assess this at the individual portfolio level, rather than at the account level.

→ You can view performance of each of the portfolios in your account by using the drop down and selecting "Advanced."



↑ View cumulative returns in dollar and percentage terms

Time Weighted Returns (TWR):

A measure of the compound rate of growth in a portfolio which eliminates the distorting effects created by inflows of new money or outflows/distributions.

Alexis Advisors is a registered investment advisor with the Commonwealth of Virginia and Pennsylvania. All investments involve risk. Past performance is no guarantee of future results.

Transactions

The "Transactions" tab shows purchases, sales, dividends paid, fees paid, etc.

Overview
Net Assets: \$132,784

Holdings
Securities: 67% Cash: 33%

Performance
Annualized trailing returns (12 months): 10.57%

Transactions
View transactions, actions and transfers

About your account
Account Information, Documents & Settings

ADDITIONAL ACTIONS
Request Distribution ▶

Transactions over time
Timeframe: Past 30 Days
Transaction Types:
Purchase (10)
Sold (7)
Dividend Cash (6)
Bank Interest (4)
All Transactions (27)

PENDING TRANSACTIONS

Transaction	Trade Date	Security	Model	Quantity	Amount	Running Cash Balance
Dividend	06/01/2015	KROGER CO	Gl. Inc. & Growth - Stock	0.0000	\$4.63	\$43,580.38
Dividend	06/10/2015	SNAP ON TOOLS CORP	Global Equity - Stock	0.0000	\$1.59	\$43,581.97
Dividend	06/11/2015	MICROSOFT CORP	Gl. Inc. & Growth - Stock	0.0000	\$6.51	\$43,588.48
Dividend	06/11/2015	HANES BRANDS INC COM	Global Equity - Stock	0.0000	\$6.00	\$43,594.48
Dividend	06/12/2015	WALGREEN BOOTS ALLIANCE INC COM	Gl. Inc. & Growth - Stock	0.0000	\$8.44	\$43,602.92
Dividend	06/12/2015	3M CO COM	Gl. Inc. & Growth - Stock	0.0000	\$9.23	\$43,612.15
Dividend	06/15/2015	ROBERT HALF INTERNATIONAL INC.	Global Equity - Stock	0.0000	\$1.00	\$43,613.15
Dividend	06/26/2015	MARRIOTT INTERNATIONAL INC (NEW) CLASS A	Gl. Inc. & Growth - Stock	0.0000	\$2.75	\$43,615.90

TRANSACTIONS FROM 04/27/2015 THRU 05/27/2015

Transaction	Trade Date	Symbol	Security	Quantity	Amount	Transaction ID
Dividend Cash	05/18/2015	TXN	TEXAS INSTRUMENTS INC.	0.0000	\$9.18	352111568
Dividend Cash	05/15/2015	MMC	MARSH & MCLENNAN COS INC.	0.0000	\$4.20	352014554
Dividend Cash	05/15/2015	COST	COSTCO WHOLESALE CORP	0.0000	\$3.20	352013152
Dividend Cash	05/15/2015	CASY	CASEYS GEN STORES INC COM	0.0000	\$1.40	352008571
Dividend Cash	05/14/2015	AAPL	APPLE COMPUTER INC COM	0.0000	\$6.24	352740621
Dividend Cash	05/04/2015	CVS	CVS HEALTH CORP	0.0000	\$1.75	357199619
Purchase	05/01/2015	RWE	RYDEX S&P EQUAL WEIGHT ENERGY ETF	19.0000	(\$1,390.51)	357530968
Purchase	05/01/2015	SHY	ISHARES TR BARCLAYS 1-3 TREAS BD ETF	21.0000	(\$1,780.89)	357526270
Purchase	05/01/2015	SHY	ISHARES TR BARCLAYS 1-3 TREAS BD ETF	30.0000	(\$2,544.11)	357526215
Purchase	05/01/2015	SHY	ISHARES TR BARCLAYS 1-3 TREAS BD ETF	60.0000	(\$5,088.22)	357523438
Purchase	05/01/2015	VCR	VANGUARD SECTOR INDEX FDS VANGUARD CONSUMER DISCRETIONARY VIPERS	6.0000	(\$739.25)	357523292
Purchase	05/01/2015	HEDJ	WISDOMTREE TR EUROPE HEDGED EQUITY FD	1.0000	(\$64.94)	357523251
Purchase	05/01/2015	DXJ	WISDOMTREE TR JAPAN TOTAL DIVID FD	13.0000	(\$745.74)	357523204

Select any one of the Transaction Types to view details.

For example, if you select Dividend Cash, all cash dividends paid for the last 30 days will be displayed.

You can also adjust the date range for any transaction type by using the drop down, or by setting a specific date range.

About Your Account

Historical statements, tax documents (including a CSV file format that allows for export to 3rd party software), beneficiary information, etc. may all be found in **About Your Account**.

The screenshot displays the Alexis Advisors account dashboard. At the top, there are five main navigation tabs: Overview, Holdings, Performance, Transactions, and About your account. The 'About your account' tab is selected and highlighted with an orange arrow. Below the tabs, the 'About your account' section is expanded, showing a list of sub-sections: Statements, Tax Documents, Document Delivery Options, Account Details, Beneficiaries, and Authorizations. The 'Document Delivery Options' section is expanded, showing fields for Email (with a dropdown menu), Delivery Methods, and Document Delivery Terms of Agreement. An orange arrow points to the 'Email' field, which currently shows 'no email address'. Another orange arrow points to the 'Document Delivery Options' section header. On the left side of the dashboard, there is a 'People' sidebar with sections for 'YOUR ADVISOR' (Alexis Advisors, LLC), 'YOUR ADVISOR' (Roberta W. Keller), 'INTERESTED PARTIES' (No interested parties found), and 'AUTHORIZED PARTIES/TRUSTEES' (No authorized parties found).

To set up document e-delivery, select Document Delivery Options tab and input your email address, set a PIN, and then click save.

NOTE: If you have several accounts that are “familied” – meaning that you have one login to access multiple accounts – then you will only need to set your document delivery options in your primary account (that is, the one under which you log in.) The settings made in your primary account will also apply to your other associated accounts.

Need help?

Contact us if you need help!
Samantha@alexisadvisors.com
804.625.3290

αλεξω
Greek
(alexo)
"to defend, to help"

ALEXIS: